




How can I change php version and install extensions



This guide is applicable for the cPanel servers which have Cloudlinux installed and Cloudlinux's php selector is enabled.

[Login to your cPanel](#) and the follow these steps.

1. Click on "Select PHP Version" on cPanel under Software section.



- 



PHP Extensions

Current PHP version

7.3 [Set as current](#)

- If native is selected as php version then extensions list will not show. Make sure to select any php version as demonstrated in step 2 above

Revision #3
Created 25 November 2021 21:13:29 by Wasif Laeeq
Updated 25 November 2021 21:20:43 by Wasif Laeeq